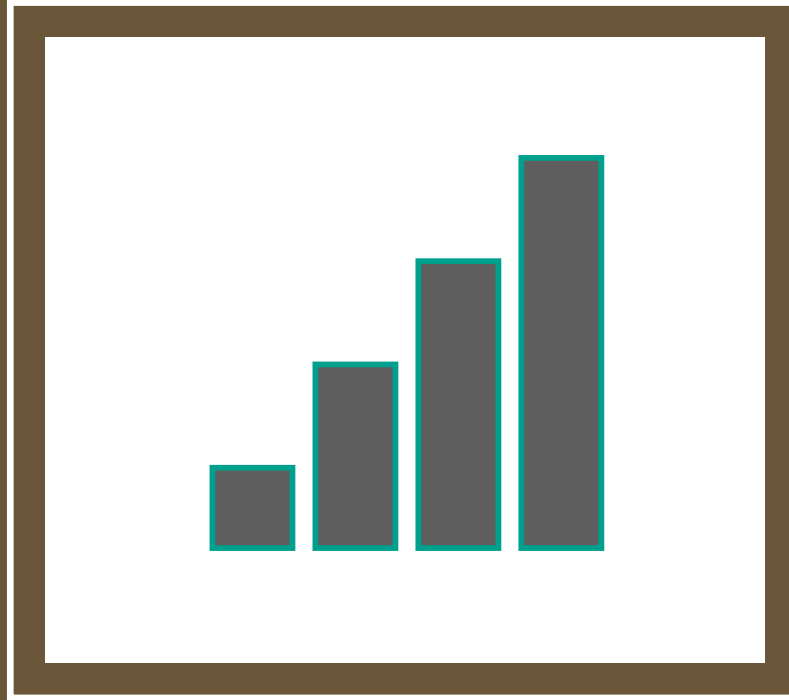


FINDINGS REPORT

Statewide Intruder Detection Audits

2022 / 2023 School Year









KEY FINDINGS


KEY FINDINGS

SCHOOL DISTRICTS ACROSS TEXAS ARE ALERTED TO KEY SAFETY ISSUES ON CAMPUSES AND MAKING CORRECTIVE ACTIONS

	<p>100% of eligible districts* and 83.5% of campuses (7,200) were audited between September 2022 and May 2023.</p>
	<p>75.5% of audited campuses did not have any corrective actions.</p>
	<p>24.5% of audited campuses received corrective actions. Of these campuses with corrective actions, 89.3% of corrective actions** have been verified as addressed. 10.7% are in the process of being verified.</p>
	<p>Inspectors at 95.6% of campuses did not gain unauthorized access to the campus.</p>

*Districts were considered eligible unless they were not yet open as of July 2022, located on a college or university campus, only offered virtual instruction, or exclusively included correctional facilities.

**Data in this report may not reflect the actual status of corrective actions at the time of the report release. These numbers are as of 6/26/2023 and continue to change daily as districts work to proactively submit corrective actions to the TxSSC.



OVERVIEW, METHODOLOGY, AND SAMPLE





OVERVIEW OF THE INTRUDER DETECTION AUDIT PROCESS

In response to a June 2022 directive from Governor Greg Abbott, the Texas School Safety Center (TxSSC) at Texas State University facilitated Intruder Detection Audits (IDAs) to detect vulnerable access points and identify possible areas of improvement in security procedures in school campuses across Texas.

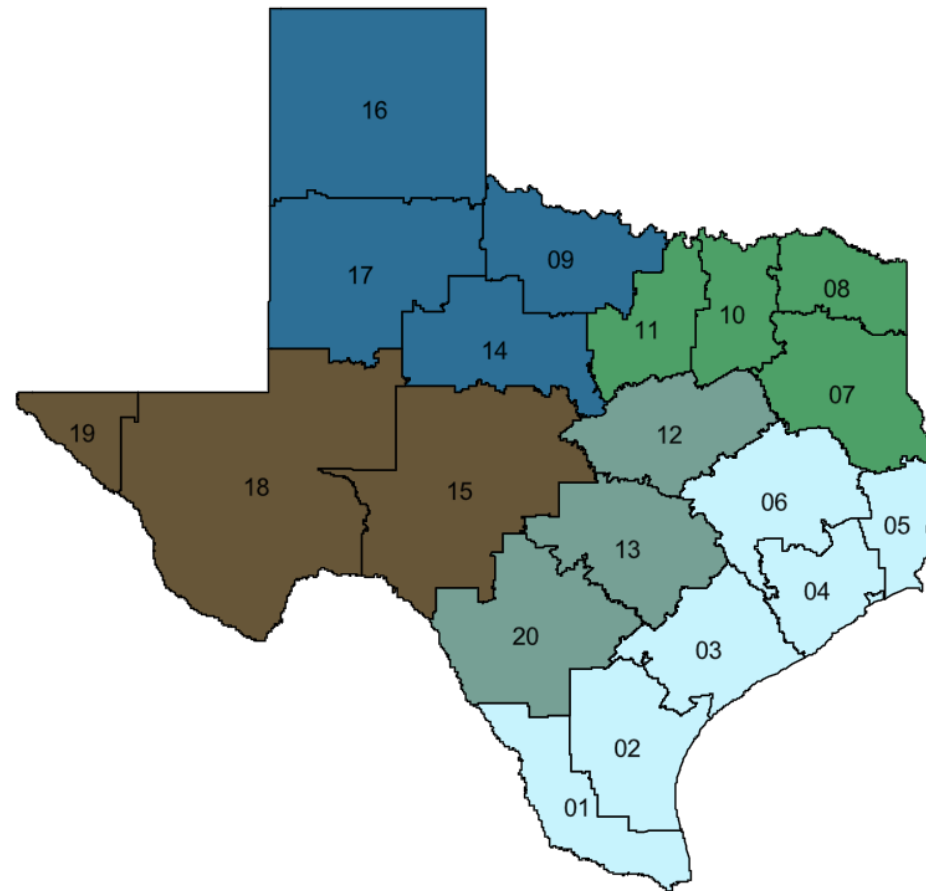
With coordination from the Texas Education Agency (TEA) and the Education Service Centers (ESCs), the TxSSC began facilitating inspections in September 2022. The TxSSC had goals of conducting inspections across 100% of eligible school districts and 75% of campuses across the state by the end of the school year. By June 2023, these goals were met.

The IDA process included evaluating the security of campuses based on a variety of physical and procedural criteria highlighted in this report. Eligible districts were tasked to report back to the TxSSC, with coordination from TEA, to verify the status of corrective actions in response to inspection findings.

IDENTIFYING THE INTRUDER DETECTION AUDIT SAMPLE

	To randomly identify 75% of campuses from every eligible Texas school district that would receive audits, school districts were sorted into six strata based on the number of campuses reported in AskTED in July 2022.
	Individual samples were pulled from each stratum based on the total number of campuses in the stratum, and then checked to ensure every school district received an audit at every level (elementary, middle, and high school), if available. Schools were categorized based on the highest grade level served (i.e., PreK-12 would be considered a high school).
	Certain campuses were not able to be audited. Reasons for the removal of a campus included campus closure, online campuses with no students present, or being identified as a JJAEP, correctional facility, or TJJD campus. Criteria for the removal of a campus were developed throughout the year in collaboration with TEA.
	The sample was adjusted to 85% of campuses to ensure that even if a campus was unable to be audited, the initial 75% threshold would still be met.

Geographic regions were consolidated and named based on groupings of ESCs used in previous TxSSC and TEA products.



Panhandle/South Plains

ESC 9, 14, 16, 17

Piney Woods/Prairie

ESC 7, 8, 10, 11

Mountains/Basins

ESC 15, 18, 19

Hill Country

ESC 12, 13, 20

Gulf Coast

ESC 1, 2, 3, 4, 5, 6

Map source: TEA, <https://tea.texas.gov/about-tea/other-services/education-service-centers/education-service-centers-map>

Inspectors evaluated campuses in the phases shown.

Findings were issued in the following circumstances:

PHASE 1

Intruder Detection Audit Finding

An inspector gained unauthorized access to a campus

PHASE 2

Exterior Door Audit Finding

One or more issues were found with the security of one or more exterior doors (door/s not secured, not locked, broken, propped open)

PHASE 3

Classroom Door Audit Finding

When a district had a written and/or verbal policy/directive to lock classroom doors, any classroom door in a sample of 8 – 10 doors was not closed and/or not locked

**DOOR
SWEEPS**

Weekly Door Sweeps Audit Finding

A campus did not document door sweep processes and/or did not have documentation of the previous six weeks' worth of checks on all exterior doors

Following a finding, districts must address corrective actions within 45 business days from the date of the TxSSC's initial notification.

To do so, districts must complete the following actions and provide relevant documentation to the TxSSC:



District School Safety and Security Committee Plan

Committee meets to discuss the IDA and develop a plan to train all campus staff on the area(s) of corrective action



In-Person Training for Staff

Committee holds staff training(s) to review the findings of the IDA and invite staff feedback on how to improve procedures in the area(s) of corrective action



Committee Meeting Minutes

Committee provides meeting minutes to document the reporting and discussion of IDA findings, as well as training date(s) for staff



School Board of Trustees Meeting and Public Notice

At the next regularly scheduled board meeting, the board notifies the public of the completed IDA, any corrective action(s), and the timeline/plan to address the corrective action(s)



School Board of Trustees Meeting Certification

The board provides the meeting agenda to reflect the presentation of IDA findings and corrective action(s) planning

THE TXSSC TRACKS THE STATUS OF CORRECTIVE ACTIONS AS SHOWN TO ENSURE TIMELY COMPLIANCE

No corrective actions required	The inspector had no findings for the assigned campus. The district had no required corrective actions in any phase.
Corrective actions requested	The Intruder Detection Audit for the assigned campus identified findings that require the submission of corrective action documentation as listed. The district is in the process of providing all documentation to the TxSSC to show that it has addressed corrective actions.
Corrective actions memo	Corrective actions for the assigned campus could not be completed while staff were on campus during the 2022 – 2023 school year due to the audit being assigned and completed in May. The Superintendent has provided a memorandum stating that any corrective action documentation will be provided by the district at the beginning of the 2023 – 2024 school year.
Compliance outstanding	The district missed a verification deadline and/or is working to resolve other outstanding issues in providing all documentation to TEA and the TxSSC to show that it has addressed corrective actions.
All corrective actions verified	Corrective actions submitted by the district have been verified and no additional actions are required for that campus. The district provided all documentation to TEA and the TxSSC that it has addressed corrective actions.



READING DATA IN THIS REPORT

The data in this report are based on entries submitted to the TxSSC by trained inspectors who completed the IDAs. The graphs and data points contain additional information on the context of what is displayed, as well as terminology clarifications as needed.

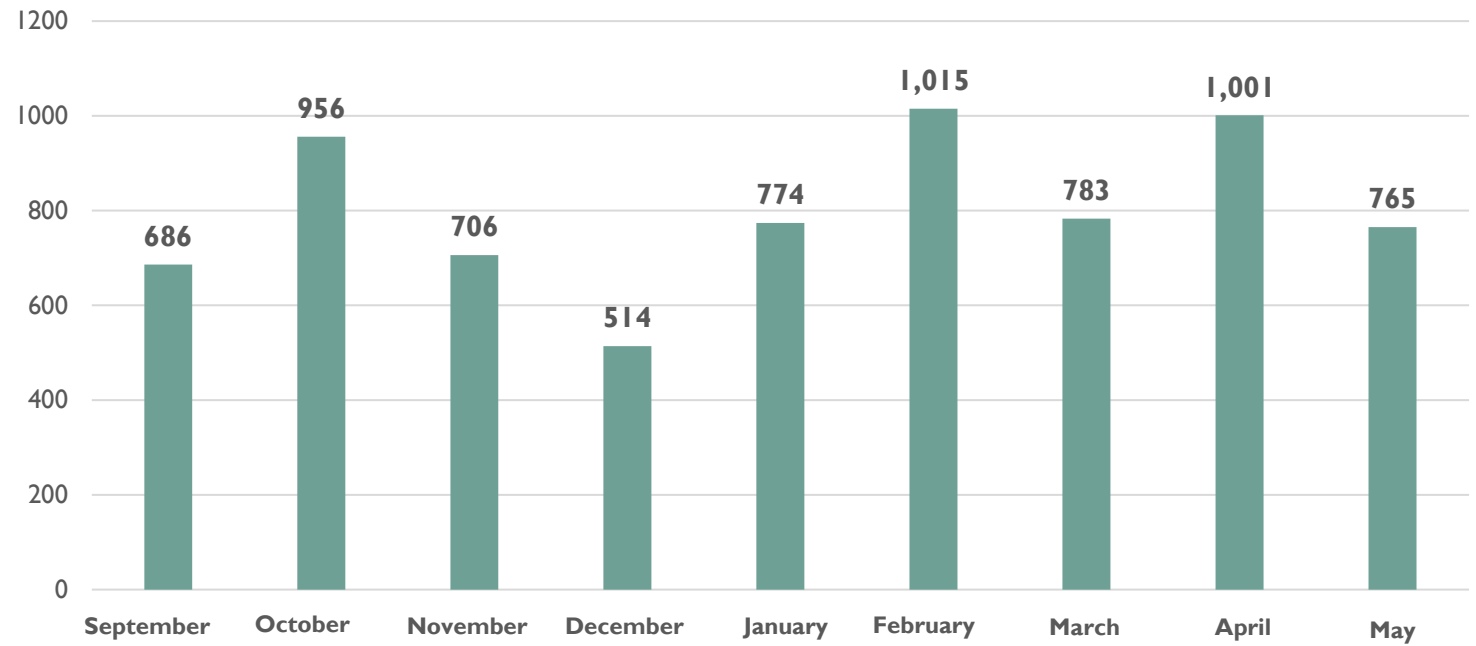
Data reflects what inspectors entered at the end of each audit and the information districts have provided to the TxSSC in response as of June 26, 2023.

Districts have 45 business days to resolve outstanding corrective actions and submissions of resolution remain ongoing during the creation of the report.

Data in this report may not reflect the actual status of corrective actions at the time of the report release.

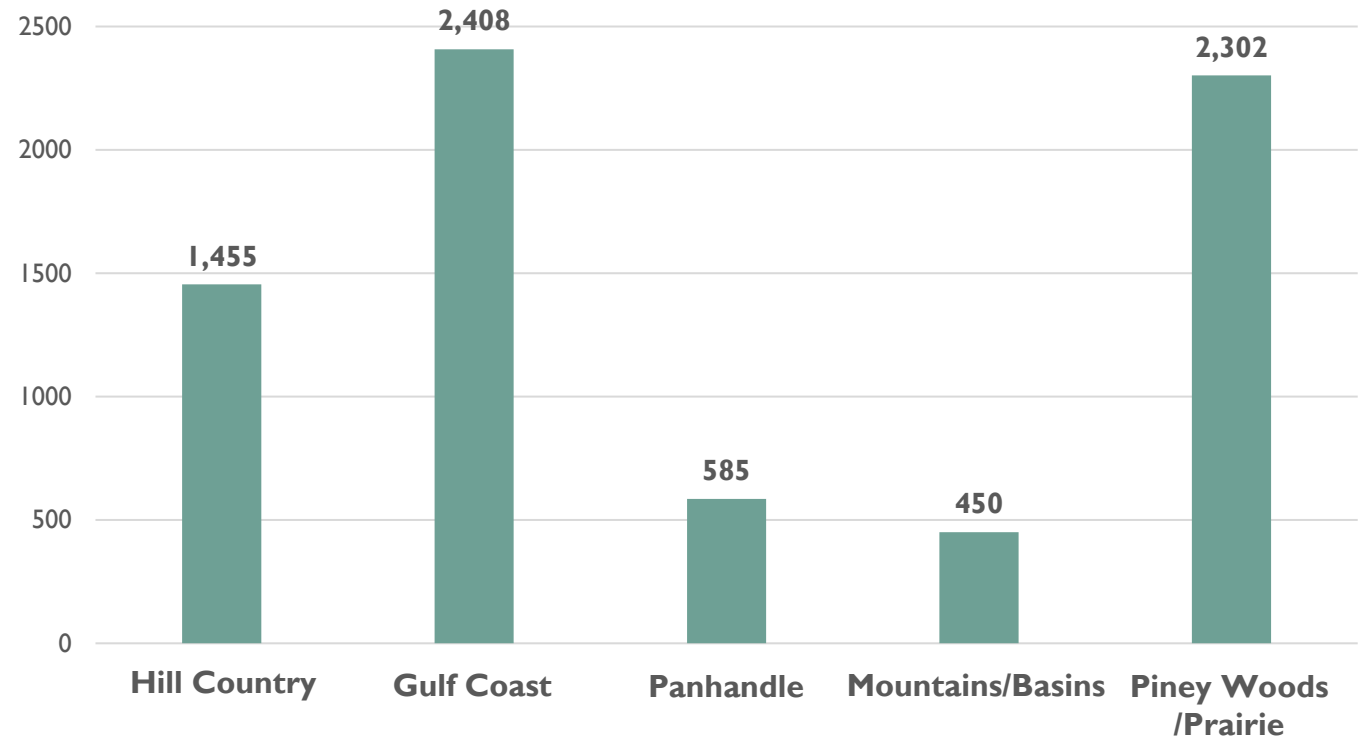
Percentages are displayed with one decimal place and may not always total 100% due to rounding.

The following number of Intruder Detection Audits for 2022 – 2023 school year were completed during the months shown:

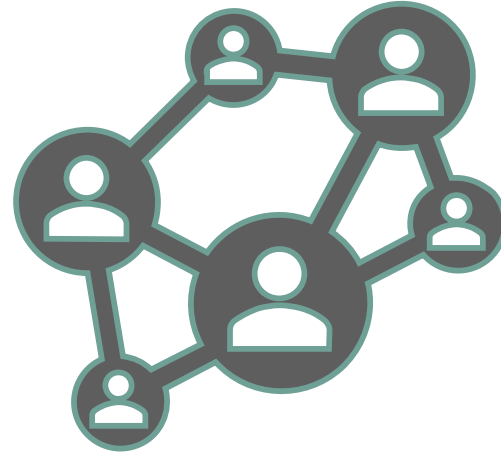


$n = 7,200$

The following number of Intruder Detection Audits for the 2022 – 2023 school year were completed across the regions shown:

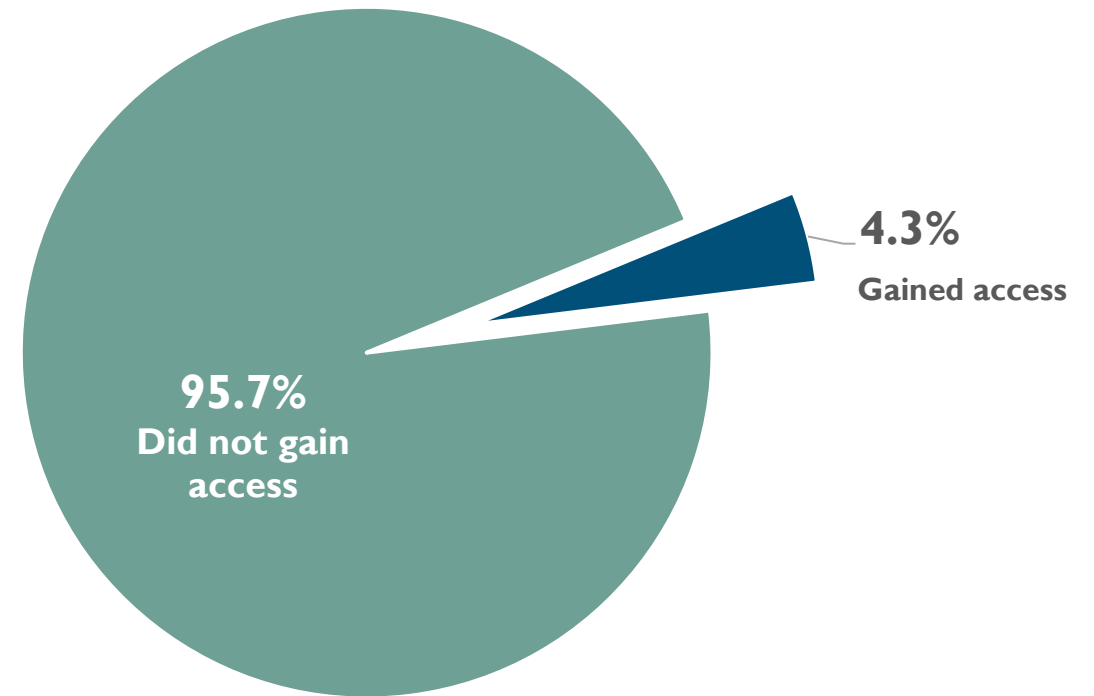


$n = 7,200$



AGGREGATE RESULTS

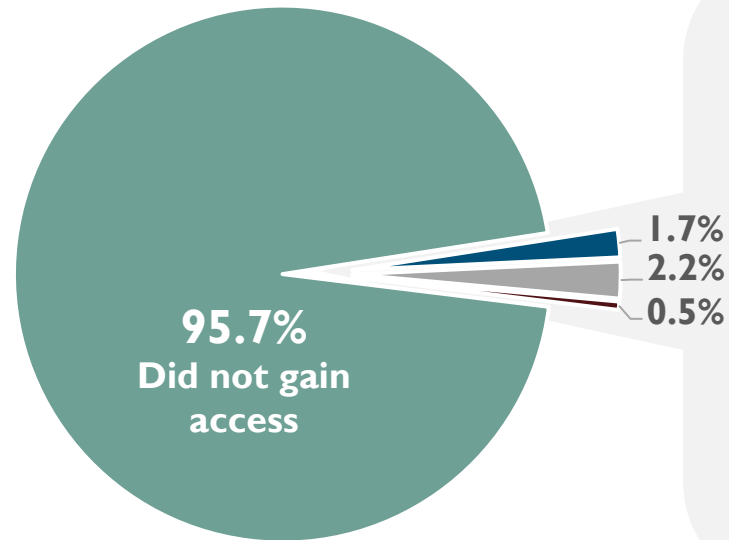
**Did the inspector
gain unauthorized
access to the
campus?**



Totals in pie chart reflect all entries.

n = 7,200

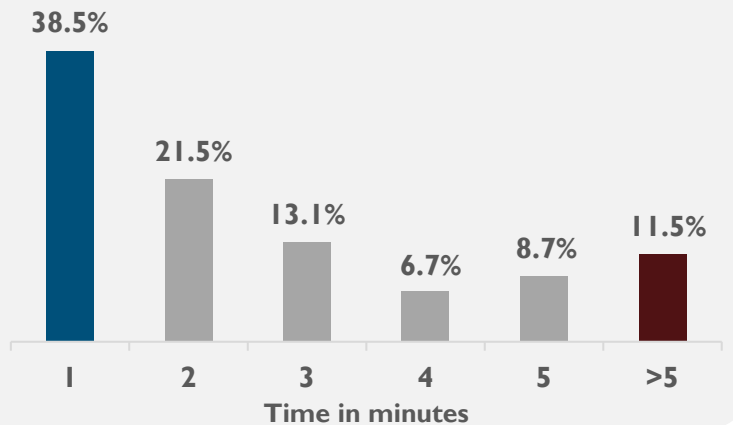
How many minutes did it take for the inspector to gain unauthorized access to the campus?



■ 1 minute ■ 2 to 5 minutes ■ More than 5 minutes

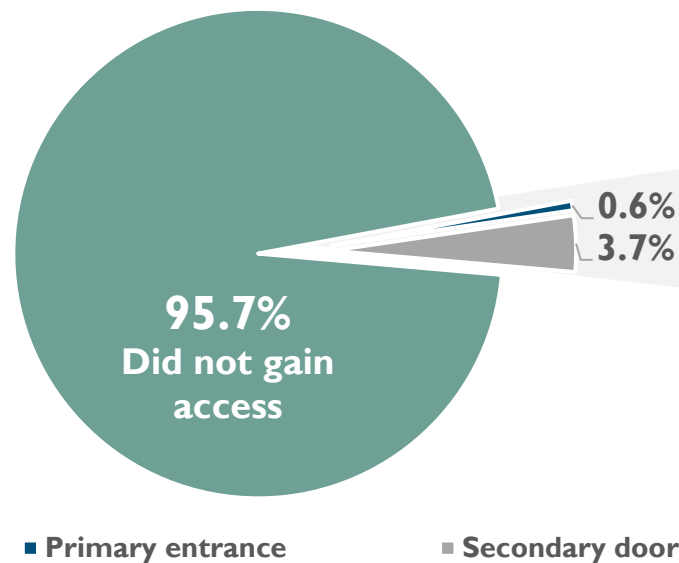
Totals in pie chart reflect all entries (n=7,200).

In the 4.3% of campuses (n=312) with unauthorized access, inspectors gained access within the following times (in minutes):



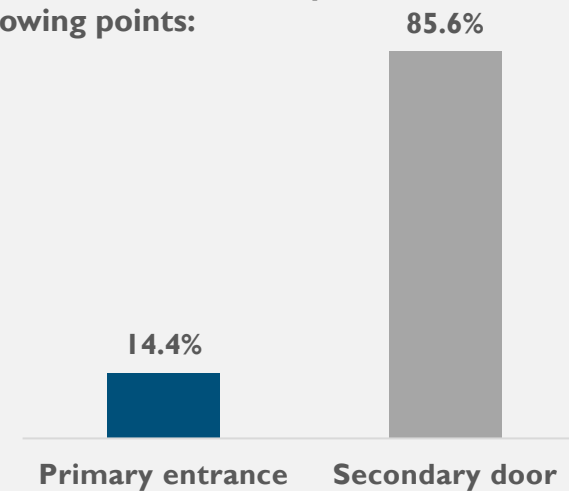
Totals in bar chart reflect only entries with unauthorized access (n=312).

From which entrance point did the inspector gain unauthorized access to the campus?



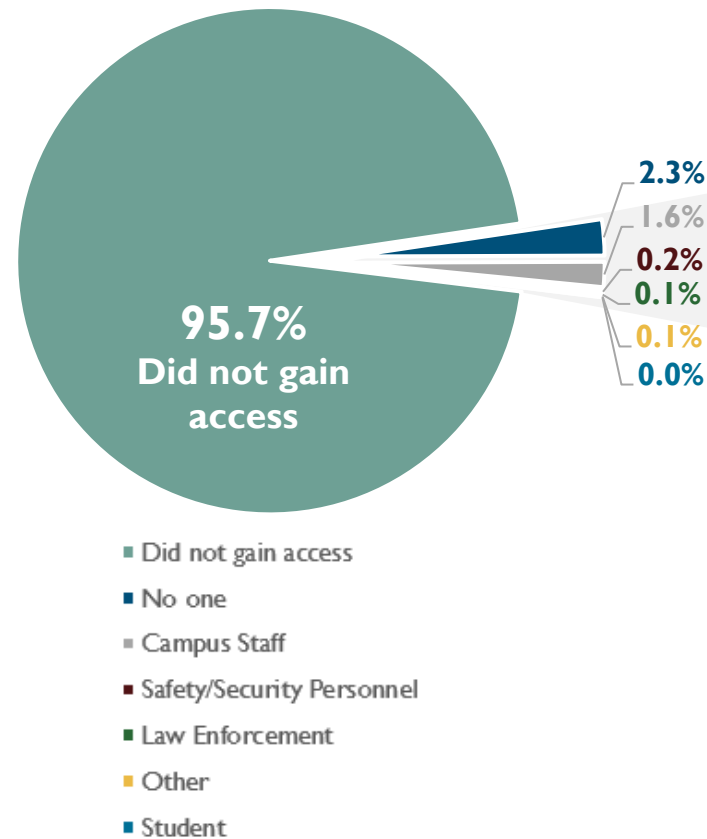
Totals in pie chart reflect all entries (n=7,200).

In the 4.3% of campuses (n=312) with unauthorized access, inspectors entered at the following points:

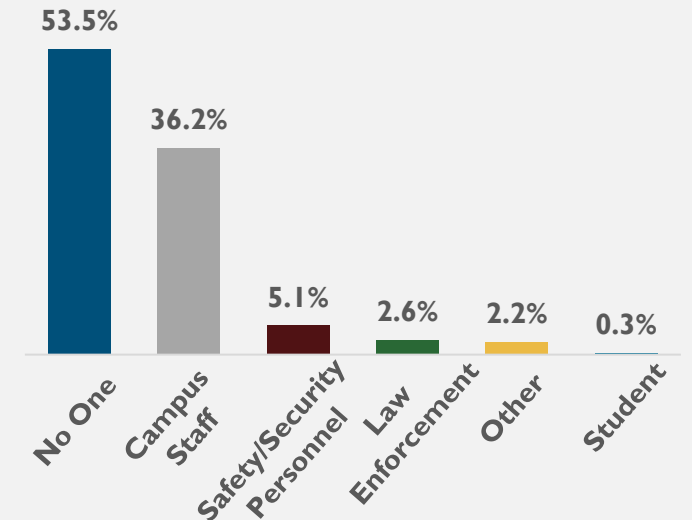


Totals in bar chart reflect only entries with unauthorized access (n=312).

What was the position of the individual who stopped the inspector upon entry to the campus?



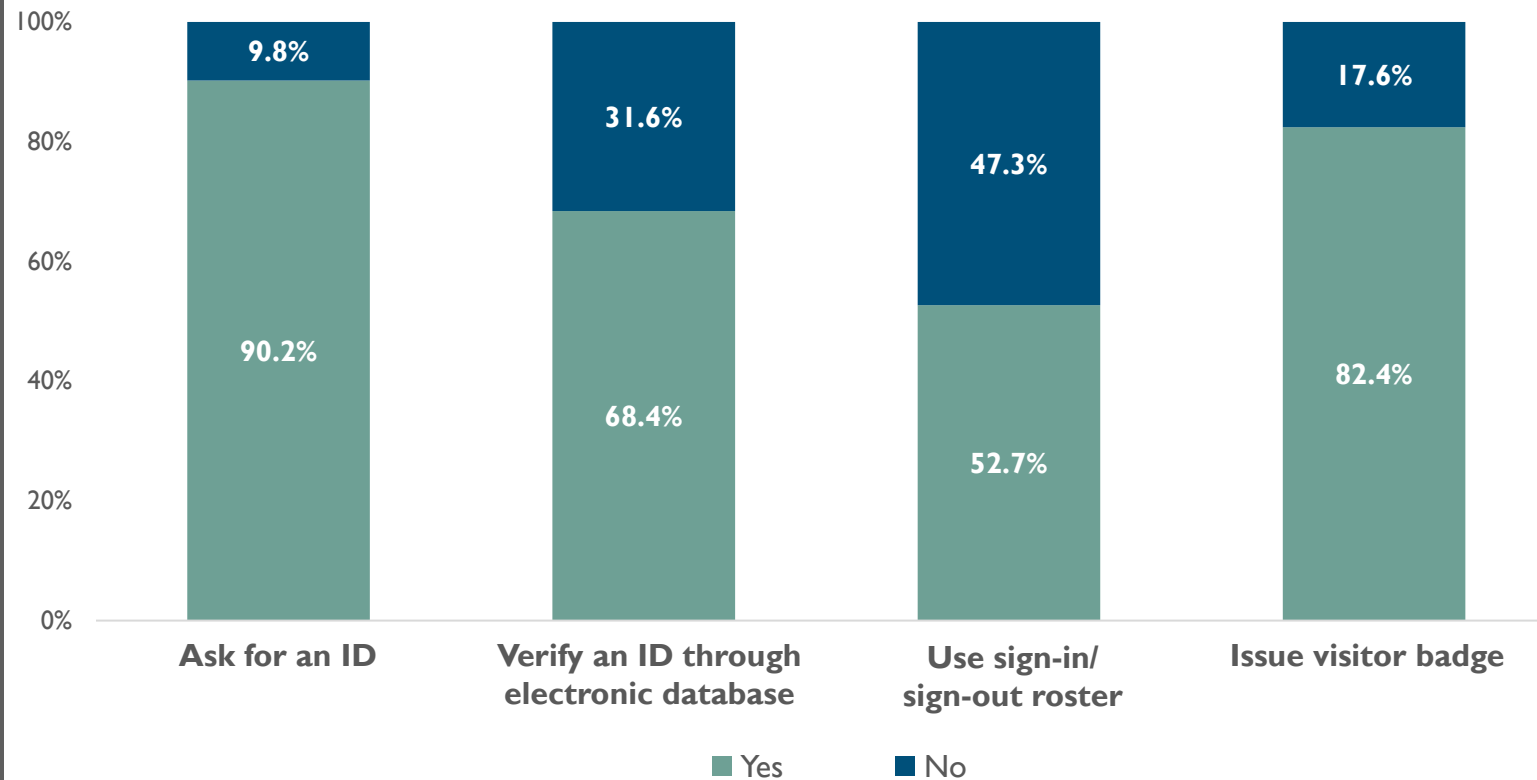
In the 4.3% of campuses (n=312) with unauthorized access, inspectors were stopped by the following individuals:



Upon the inspector's entry to the front office, did the campus follow each procedure listed?

94.0% of all inspected campuses followed at least one procedure listed below

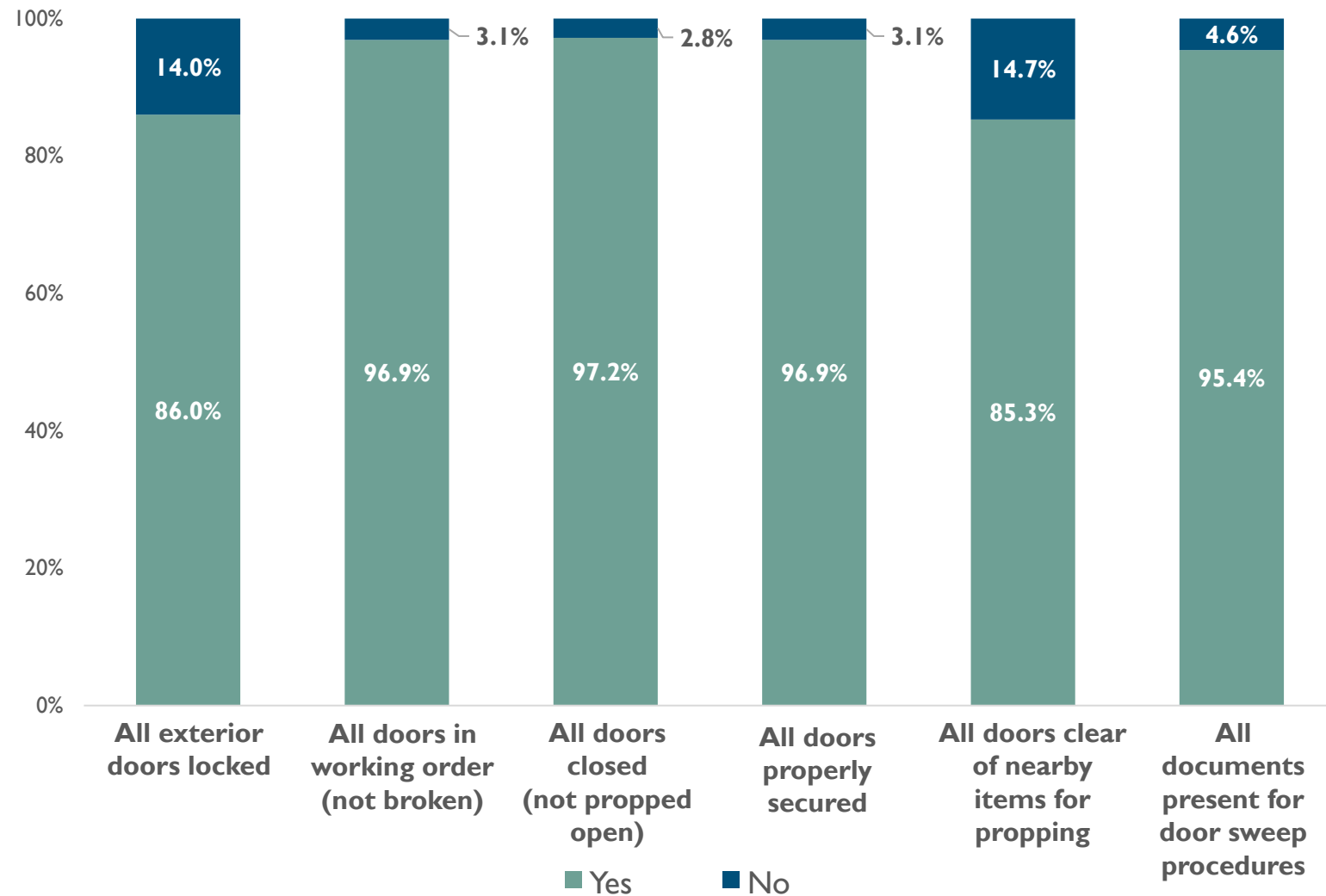
6.0% of all inspected campuses did not follow any procedure listed below



ID verification could include running the identification information through a sex-offender database and/or the Public Education Information Management System (PEIMS) to verify an individual is permitted to visit campus/pick up a student.

n = 7,200

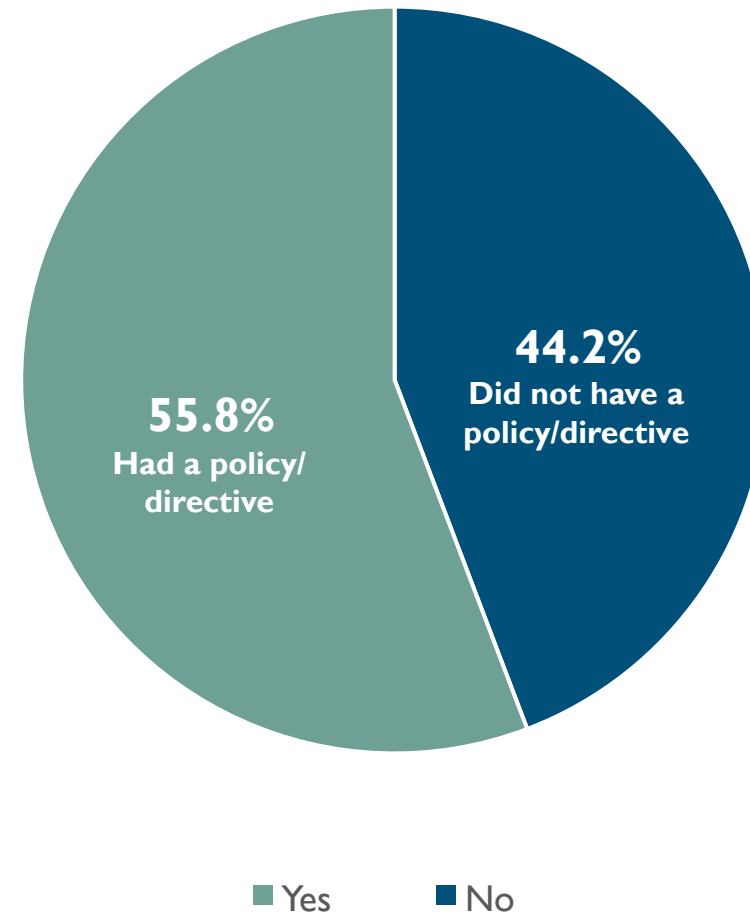
Inspectors checked whether exterior doors met the following criteria:



Districts were made aware of any items that could be used to prop a door open which were observed near exterior doors but were not considered a finding.

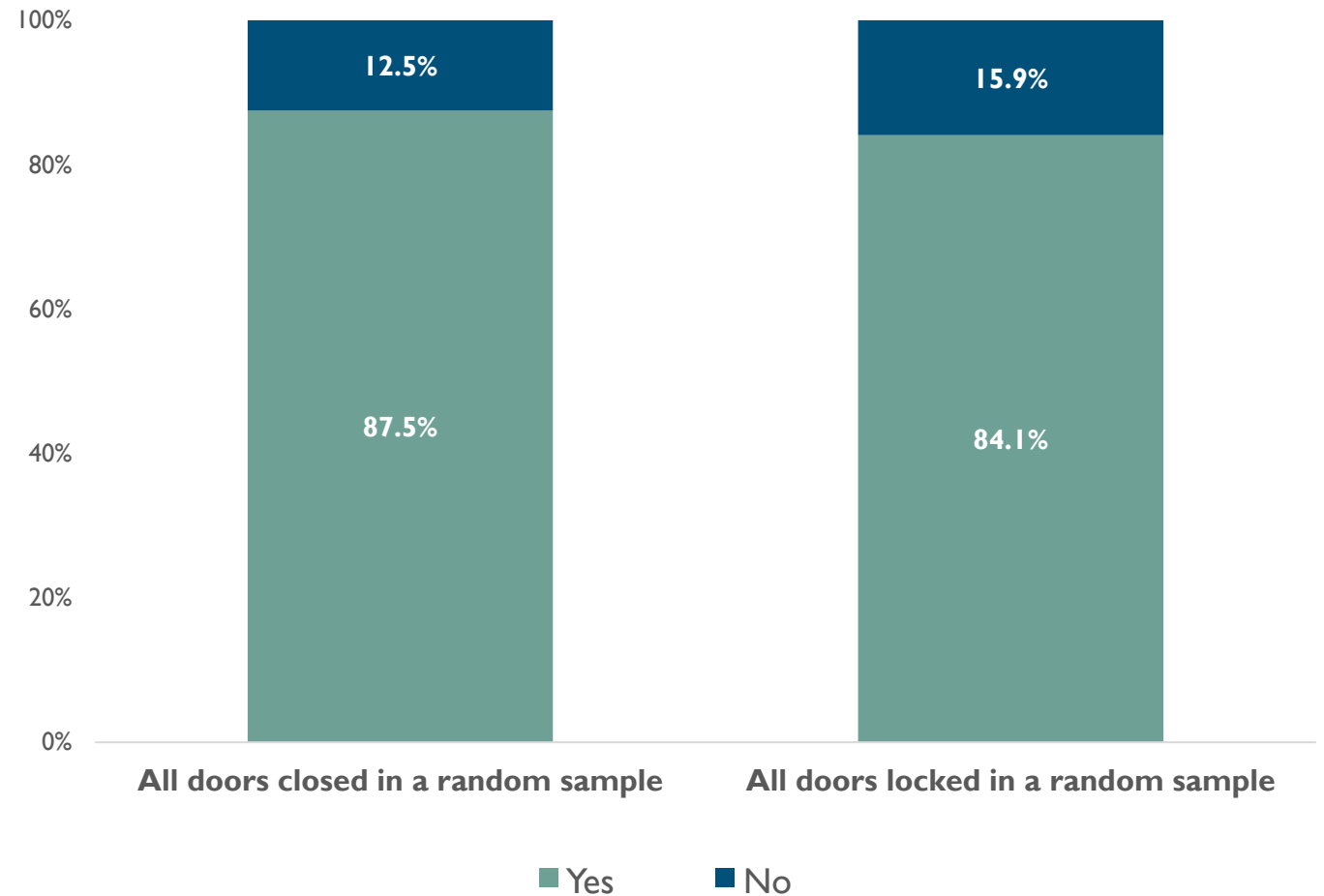
n = 7,200

Did the school district have a written and/or verbal policy/directive in place to close and lock classroom doors?



$n = 7,200$

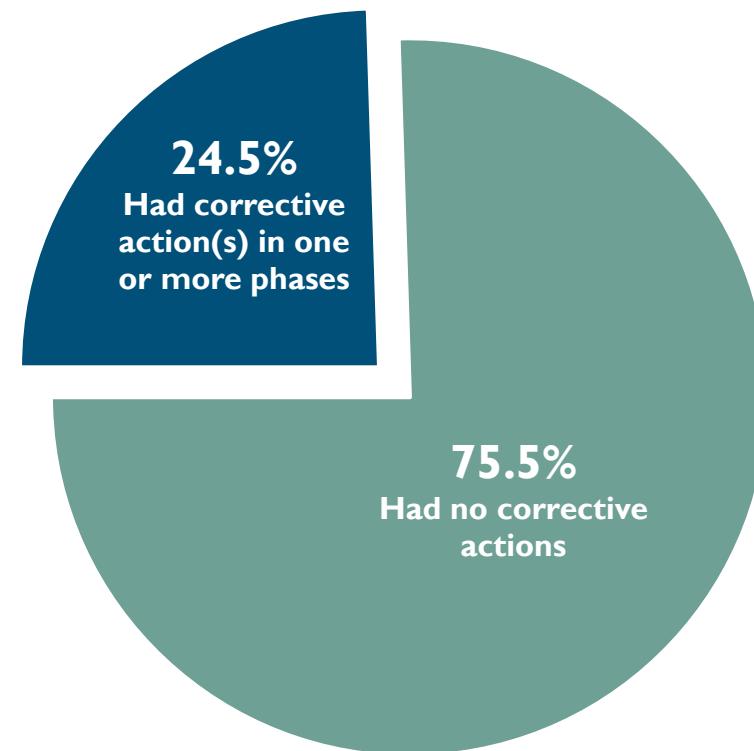
If the district had a written and/or verbal locked classroom door policy/directive, in a random sample of 8 to 10 classroom doors on the campus, were all doors closed? Were all doors locked?



Totals in bar chart reflect only entries with written and/or verbal policy/directive to lock classroom doors. A Phase 3 corrective action resulted if the district had a policy/directive and all classroom doors evaluated in a random sample were not closed and locked.

$n = 4,016$

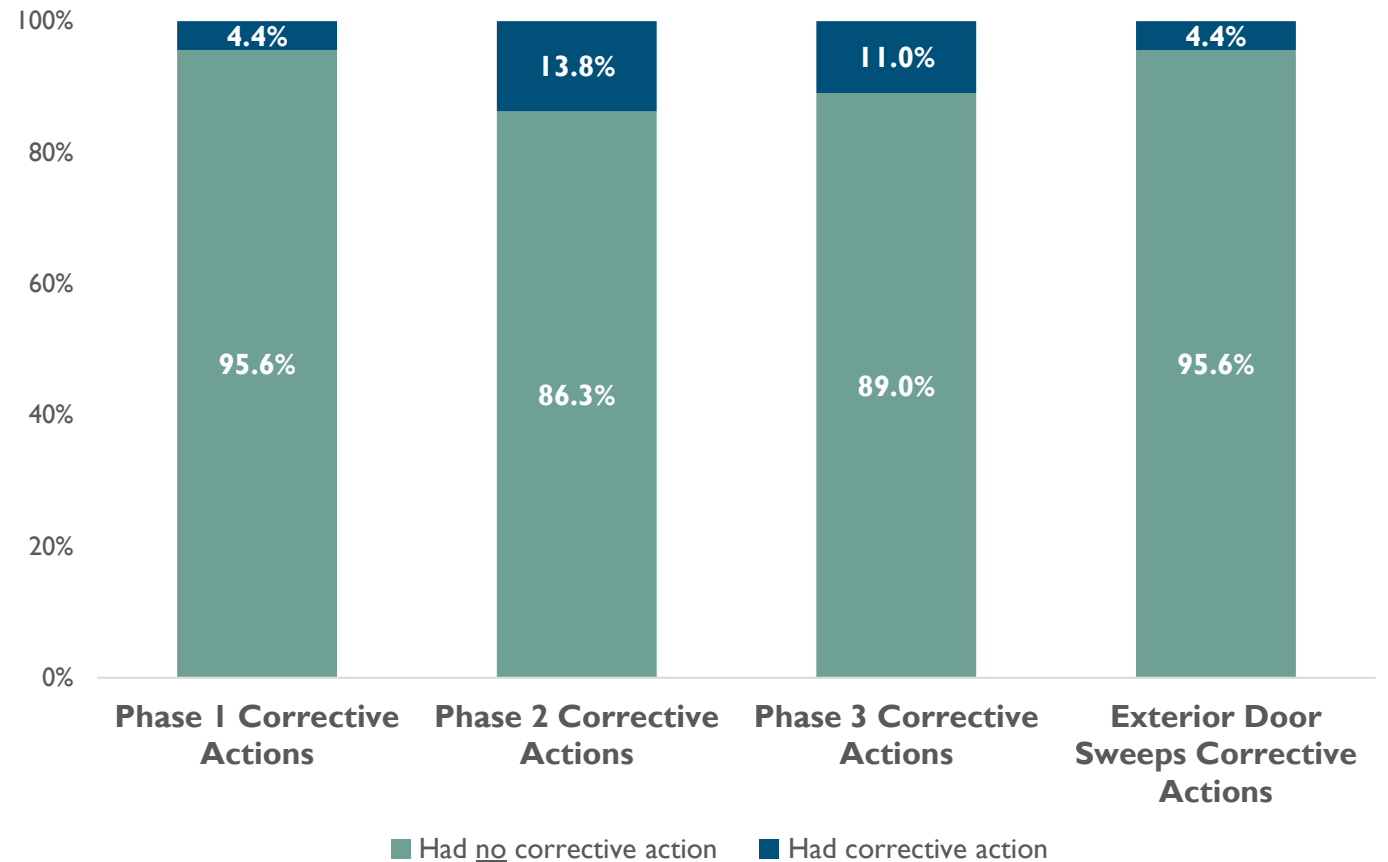
**Of all completed
campus inspections,
were corrective
actions required?**



See page 8 for the definitions of phases and finding types resulting in corrective actions. See page 9 for a list of required corrective actions. See page 10 for the definitions of each type of corrective action status.

***n* = 7,200**

Inspector findings resulted in the following corrective actions by phase:

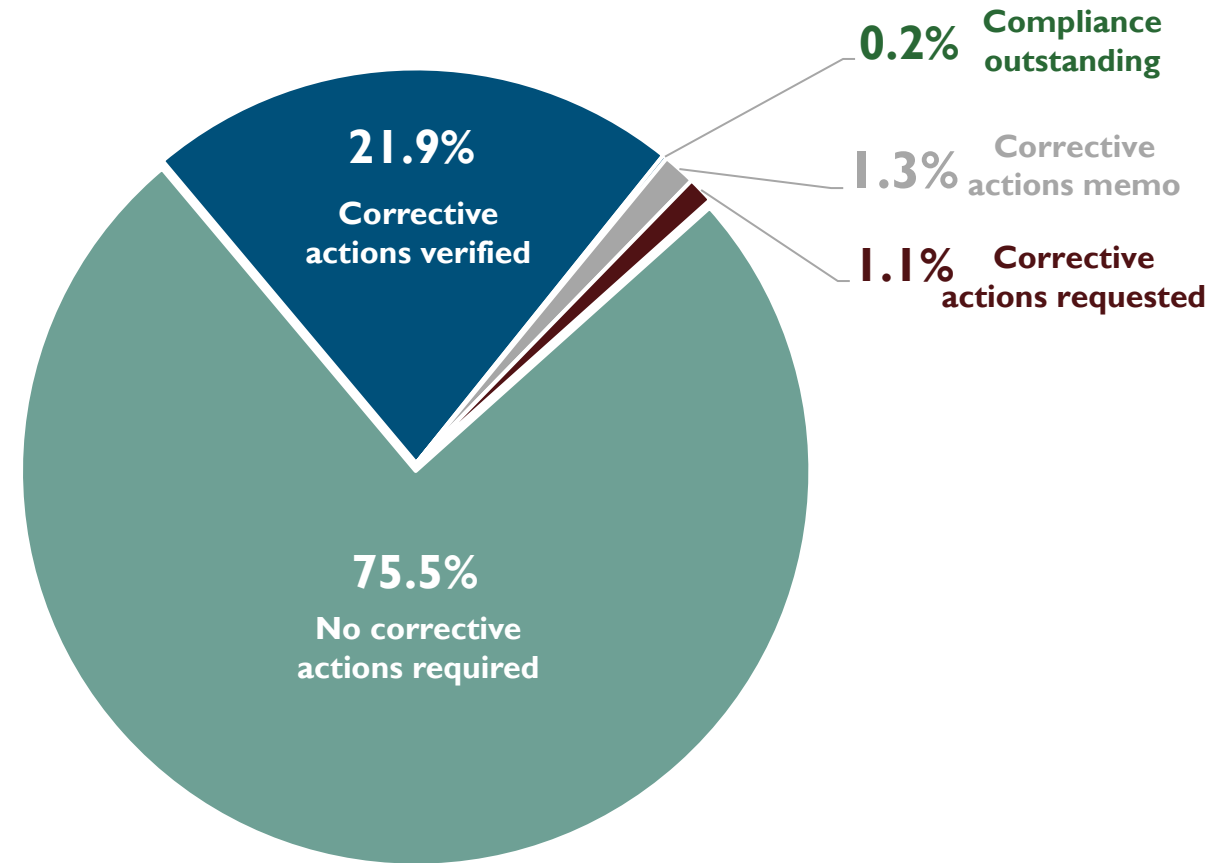


See page 8 for the definitions of phases and finding types resulting in corrective actions. See page 9 for a list of required corrective actions. See page 10 for the definitions of each type of corrective action status.

$n = 7,200$

What is the current status of corrective actions?

Status is current as of June 26, 2023, and may not reflect the actual status of corrective actions at the time of the report release.



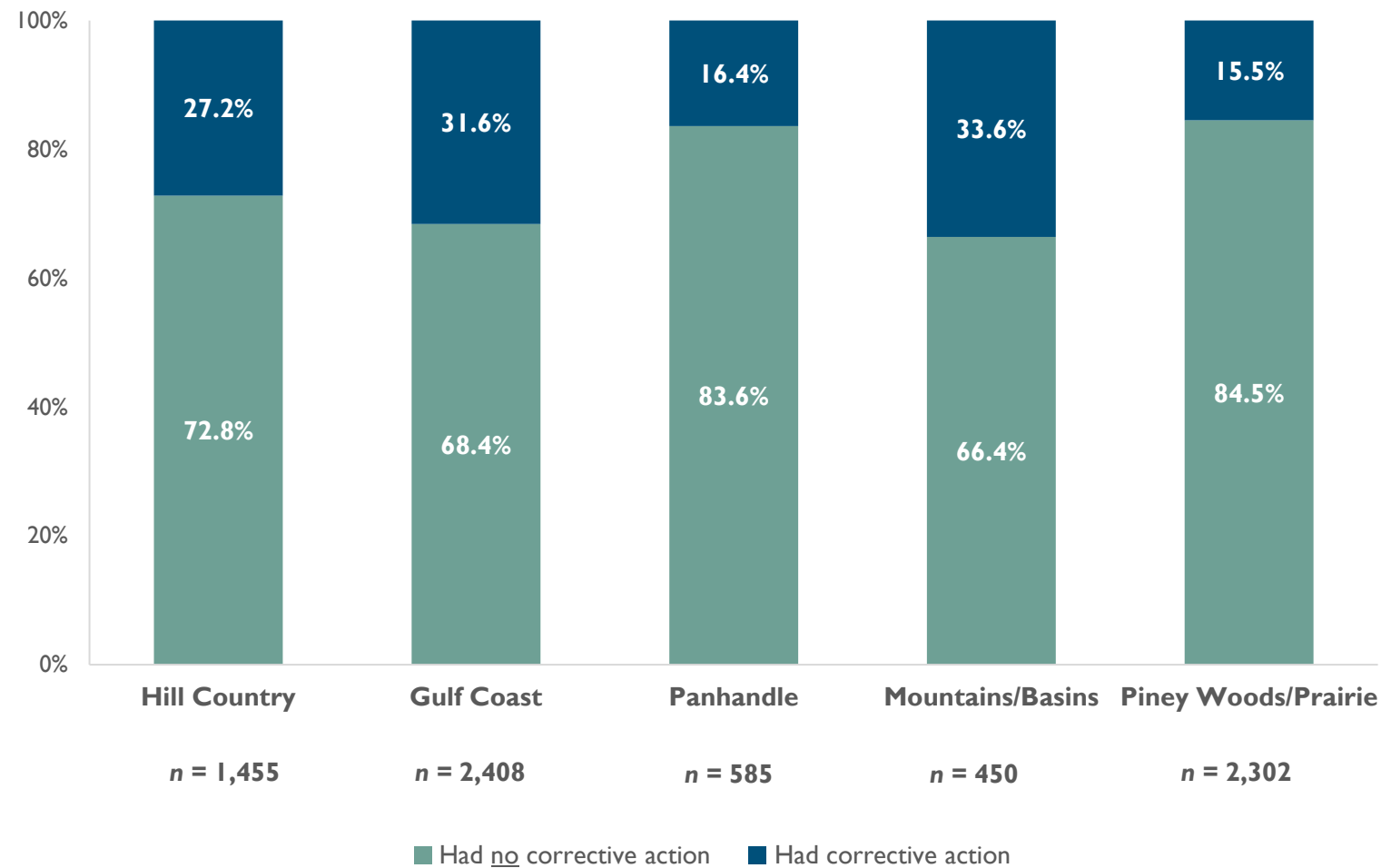
Totals in pie chart reflect all entries. See page 9 for a list of required corrective actions. See page 10 for the definitions of each type of corrective action status.

$n = 7,200$



REGIONAL DATA

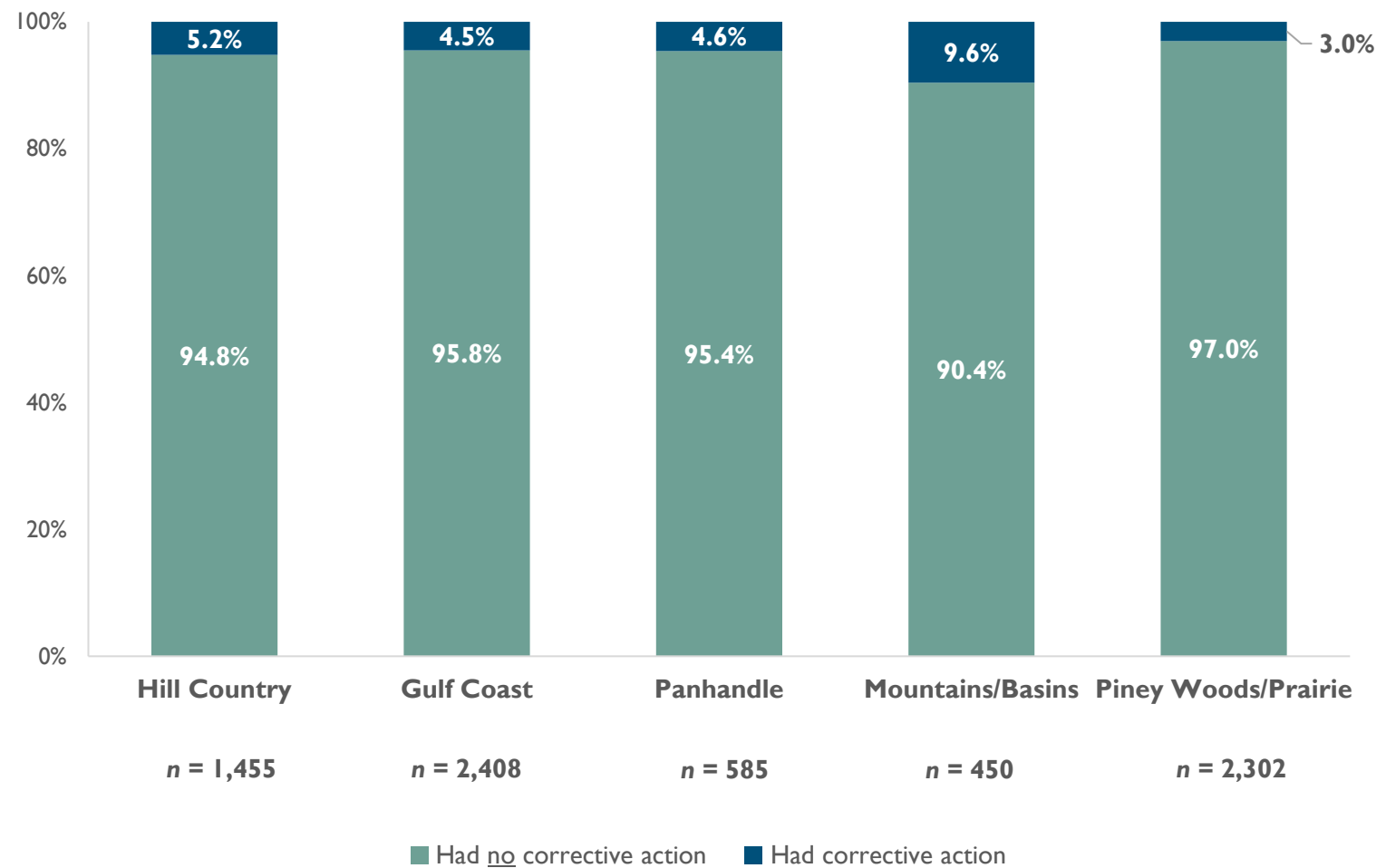
**By region, were
corrective actions
required?**



Totals in bar chart show the breakdown of status within each region. Totals are entries from each region. See page 8 for the definitions of phases and finding types resulting in corrective actions.

Inspector findings resulted in Phase I* corrective actions in each region as shown:

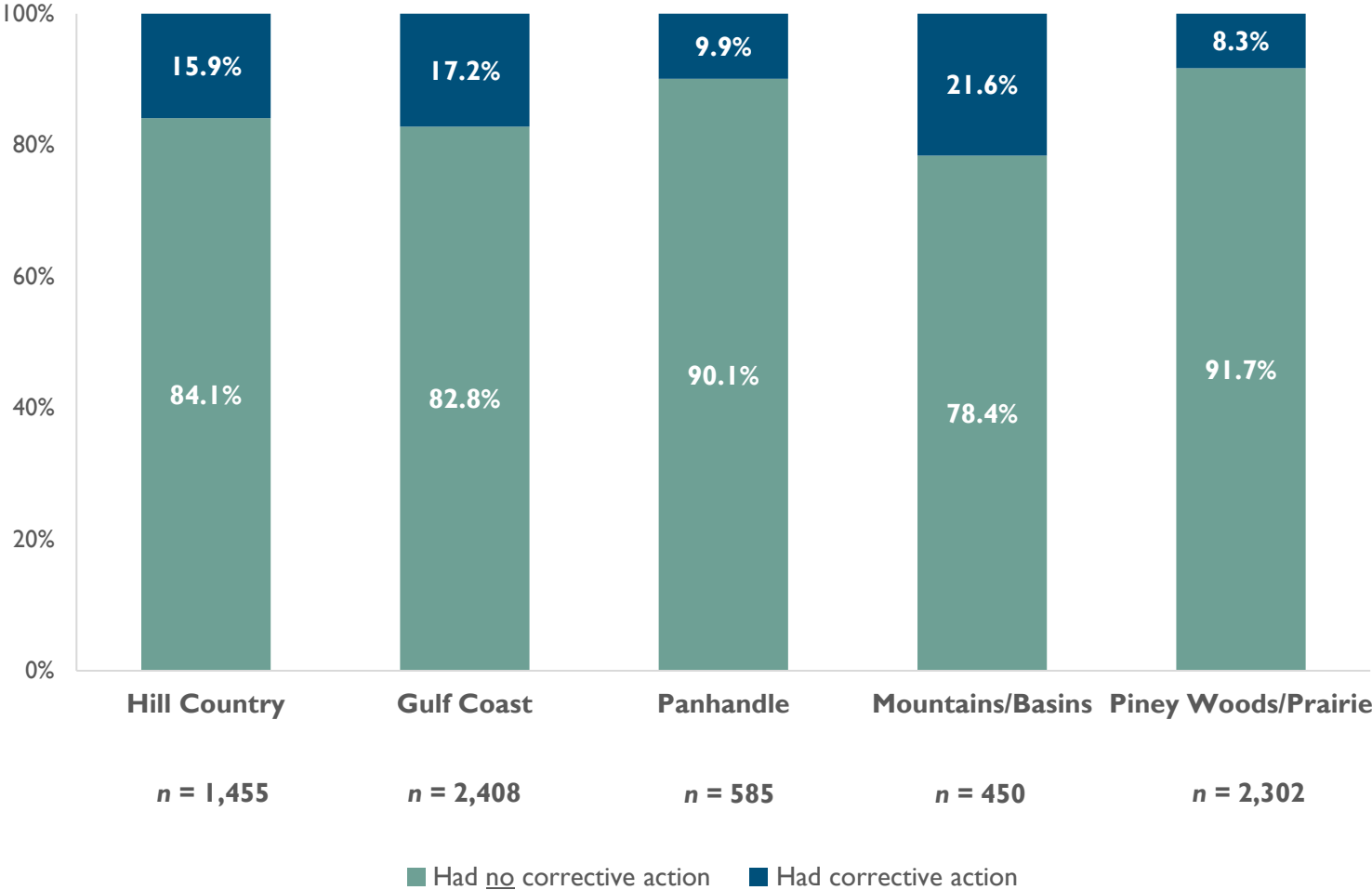
**A finding in Phase I means that an inspector gained unauthorized access to a building on campus.*



Totals in bar chart show the breakdown of status within each region. Totals are entries from each region. See page 8 for the definitions of phases and finding types resulting in corrective actions.

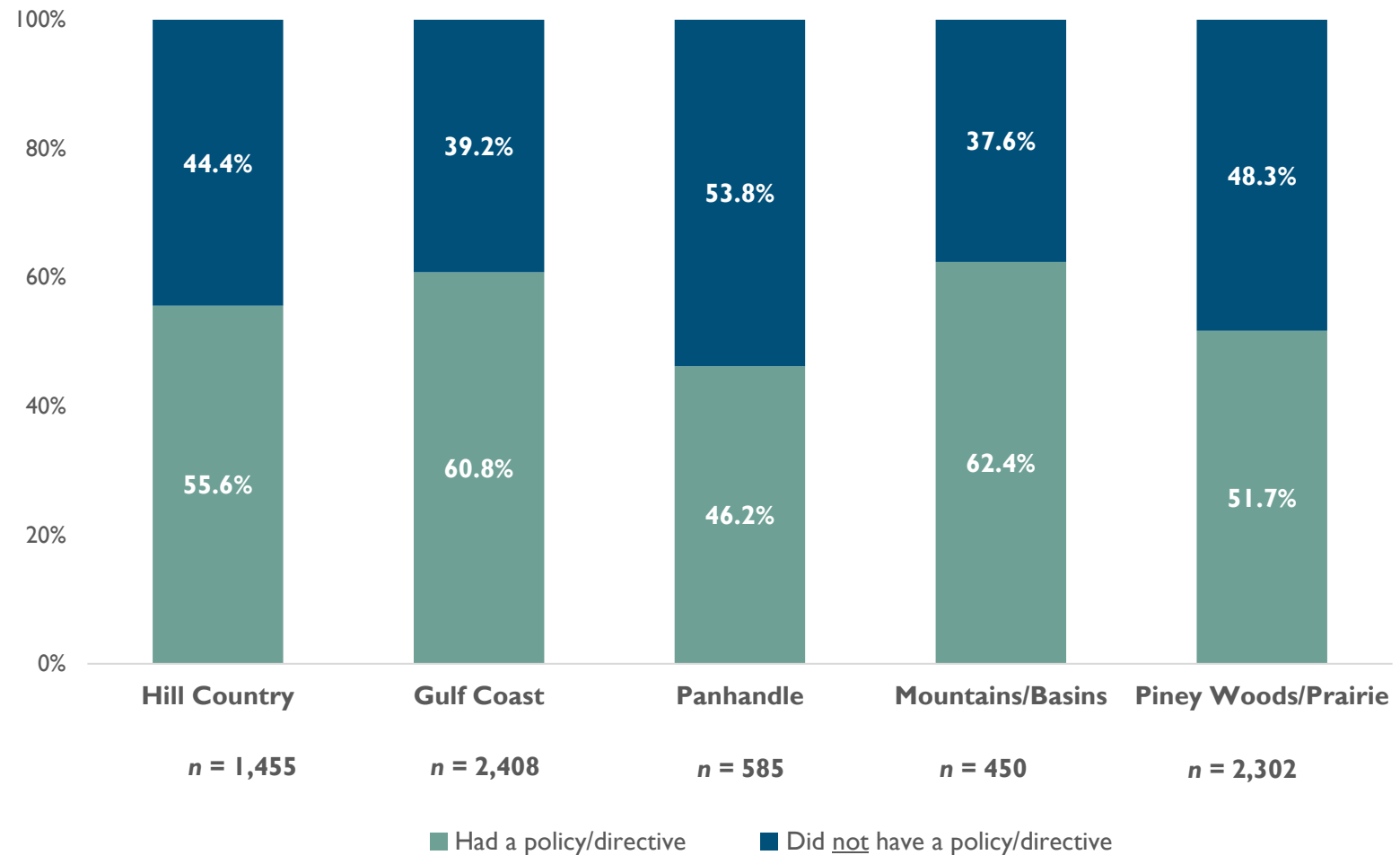
Inspector findings resulted in Phase 2* corrective actions in each region as shown:

**A finding in Phase 2 means that one or more issues were found with the security of one or more exterior doors (door/s not secured, not locked, broken, propped open).*



Totals in bar chart show the breakdown of status within each region. Totals are entries from each region. See page 8 for the definitions of phases and finding types resulting in corrective actions.

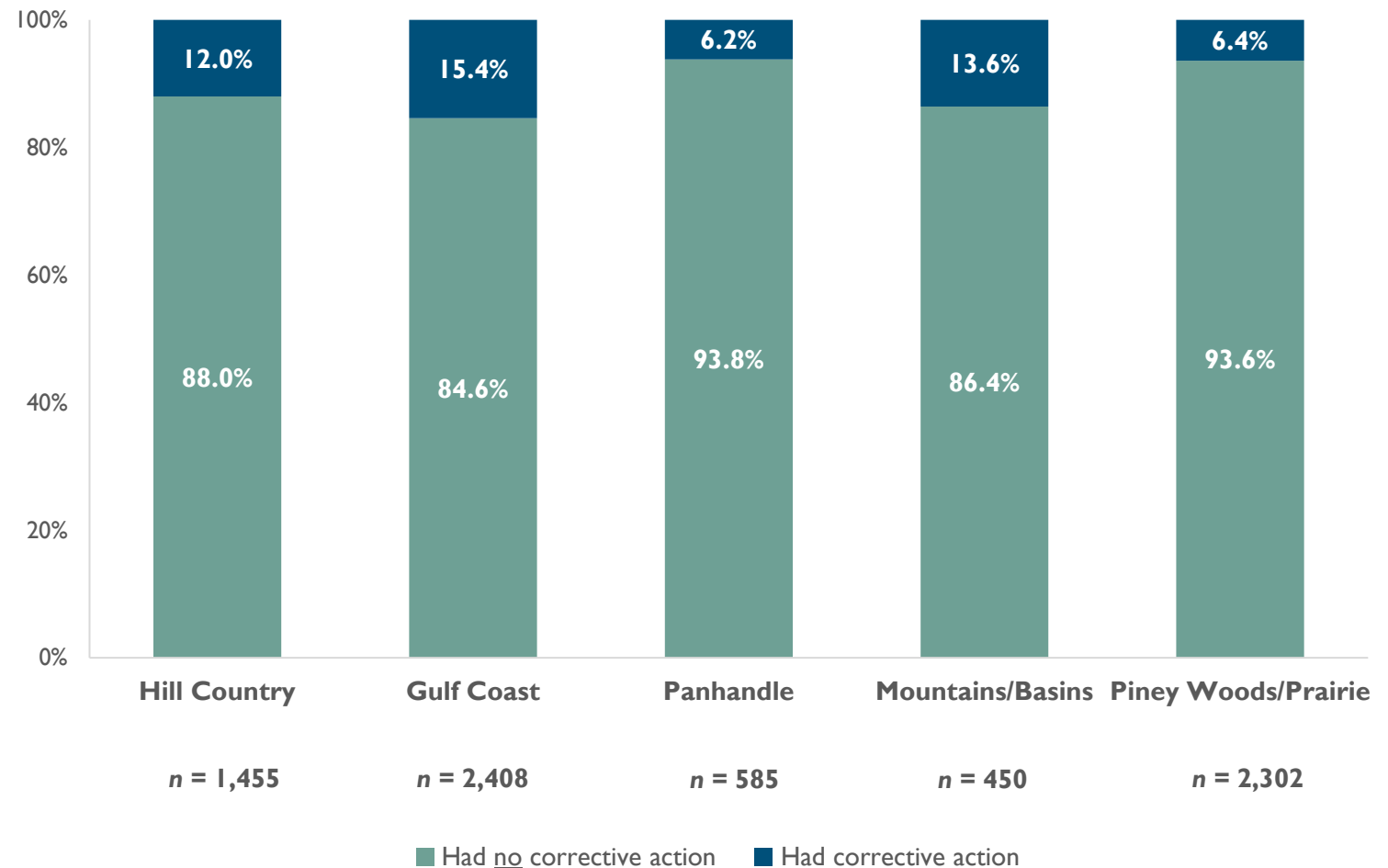
By region, did the school district have a written and/or verbal policy/directive in place to close and lock classroom doors?



Totals in bar chart show the breakdown of status within each region. Totals are entries from each region.

Inspector findings resulted in Phase 3* corrective actions in each region as shown:

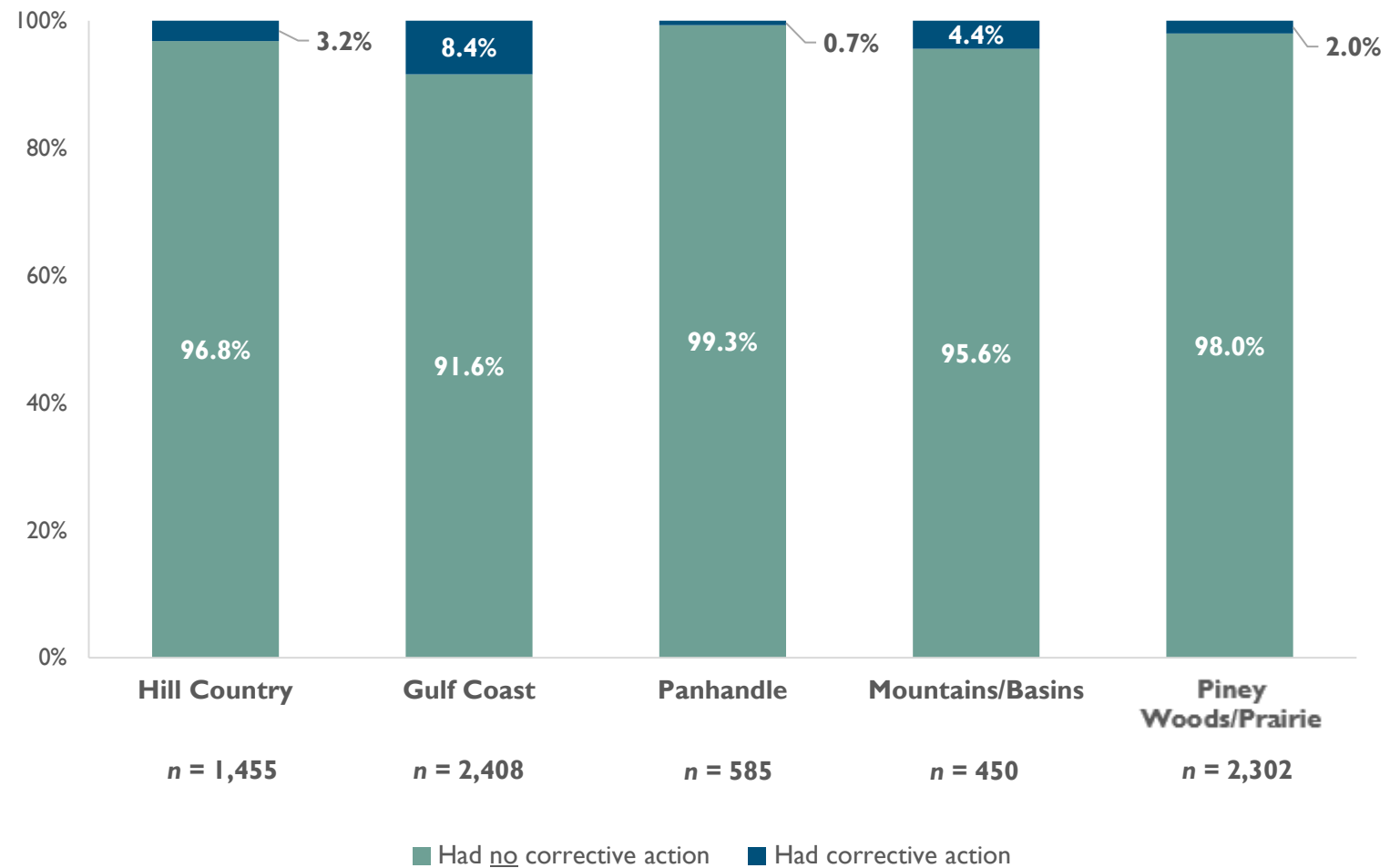
*A finding in Phase 3 means that when a district had a written and/or verbal policy/directive to lock classroom doors, any classroom door in a sample of 8 – 10 doors was not closed and/or not locked.



Totals in bar chart show the breakdown of status within each region. Totals are entries from each region. See page 8 for the definitions of phases and finding types resulting in corrective actions.

Inspector findings resulted in exterior door sweep* corrective actions in each region as shown:

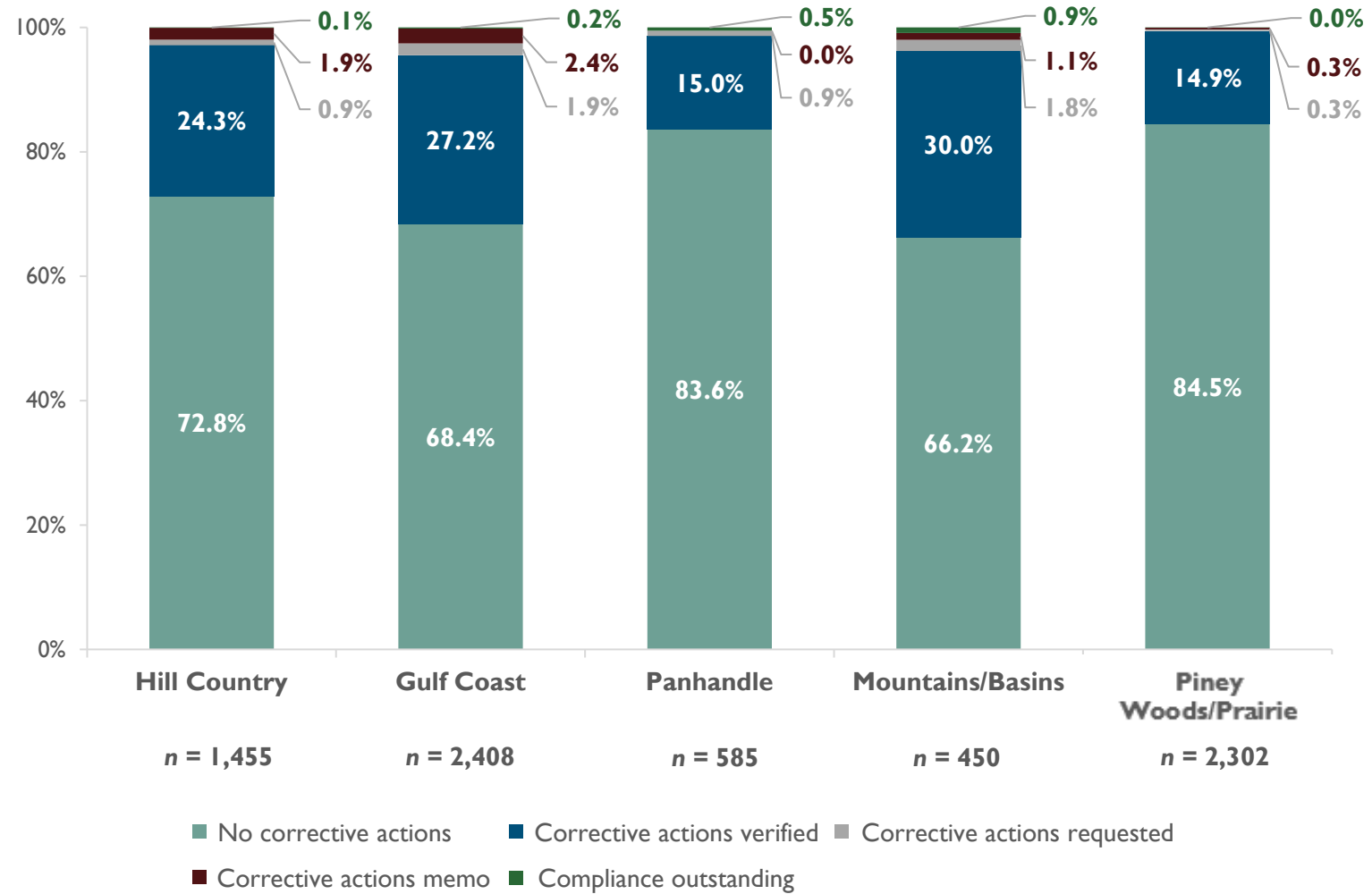
**A finding in the exterior door sweep phase means that a campus did not document door sweep processes and/or did not have documentation of the previous six weeks' worth of checks on all exterior doors.*



Totals in bar chart show the breakdown of status within each region. Totals are entries from each region. See page 8 for the definitions of phases and finding types resulting in corrective actions.

By region, what is the current status of corrective actions?

Status is current as of June 26, 2023, and may not reflect the actual status of corrective actions at the time of the report release.



Totals in bar chart show the breakdown of status within each region. Totals are entries from each region. See page 8 for the definitions of phases and finding types resulting in corrective actions.

ACKNOWLEDGEMENTS

The TxSSC thanks all school and district leaders for their continued efforts to ensure the safety and well-being of students and staff during the current school year and beyond.

The TxSSC thanks TEA and all ESCs for their support and collaboration in the Intruder Detection Audits.

For questions or comments, please contact the TxSSC at txssc@txstate.edu.